

Accountability
Collaboration
Equity
Support

Signature Programming



Principal Information

Years at School: 6

Years as a Principal: 14

Signature Program: **IB**

Current Status: Authorized

Targeted Date of Authorization/Certification or Evaluation/ Recertification: 2026

Two areas of focus: Professional Learning - Approaches to teaching
Student Academic Ownership

Enrollment Information

SY2023 Enrollment: 562

SY2022 Enrollment: 560

Change in Enrollment: 2

Staffing Information

Number of First Year Teachers: 3

Number of Vacancies: 0

Personalized Learning Cohort

Wave 1 (SY22 Implementation)

Wave 2 (SY23 Implementation)

Wave 3 (SY24 Implementation)

Student Population

English Learners: 12

Students with disabilities: 43

Gifted: 97



Ensuring Equitable Funding



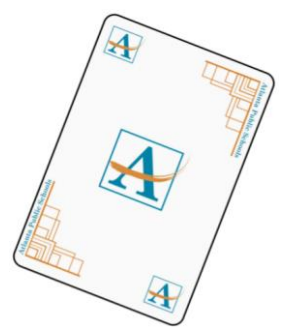
Increasing Access to Effective Leaders and Teachers



Supporting Special Populations



Increasing Access to Advanced Coursework



Accountability
Collaboration
Equity
Support

Whole Child and Intervention



SY23 Attendance*

Indicator	Time Frame	
	September 2021	September 2022
Attendance Take Rate	97.6%	99.4%
ADA Attendance Rate	92.2%	93.3%
Students not chronically absent	74%	83.5%

*As of 10/02/2022

SY23 Behavior*

OSS Suspension Rate = 0.03

Suspension Rate by Subgroup

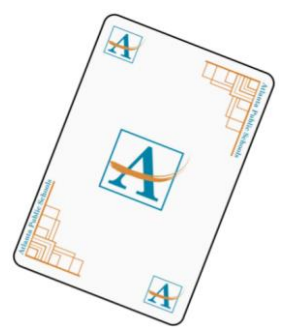
Subgroup	Total number of students	OSS Suspension Rate
Female	249	0
Male	307	0.05
SWD	41	0.24
Black	270	0.05
Hispanic	30	0
Multi-race	46	0
White	202	0
Asian	N/A	N/A

*As of 09/28/2022



Addressing disproportionate discipline practices

Integrating social, emotional and academic practices



Accountability
Collaboration
Equity
Support

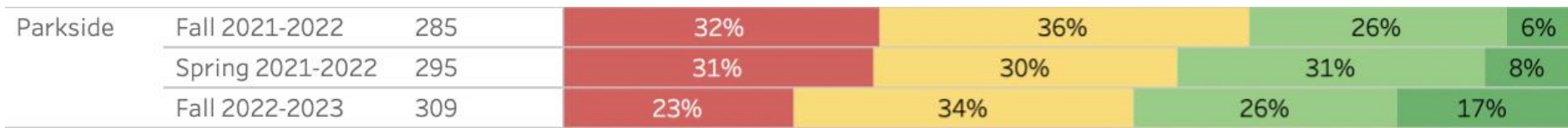
Data



NWEA MAP Assessment Results

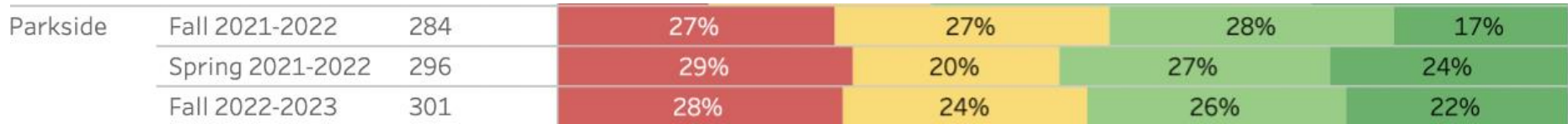
Math Performance

Fall 2021 to Fall 2022 Comparison




ELA Performance

Fall 2021 to Fall 2022 Comparison



MAP Fluency Universal Screener Flag (K-1 students)



Universal Screener Flag

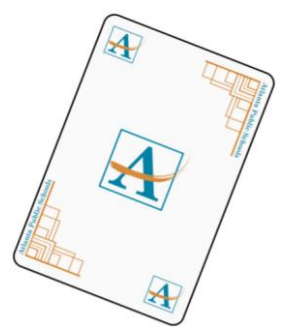
- Not Flagged
- Flagged



Ensuring Equitable Learning Environments



Leveraging School Improvement to Advance Equity



Accountability
Collaboration
Equity
Support

Data

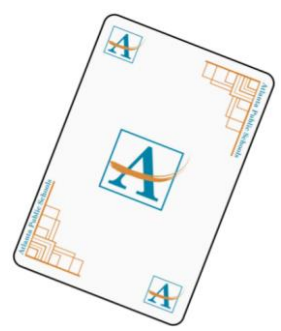


HMH Dosage

Program	Avg. Daily Use (Mins)		Avg. Weekly Use (Days)	
	Spring 2022*	Fall 2022**	Spring 2022	Fall 2022
System 44	15.4 minutes	18.8 minutes	1.9 days	2.9 days
iRead	18.2 minutes	23.3 minutes	1.9 days	1.9 days

*Spring 2022: As of April 30, 2022

**Fall 2022: As of September 16th, 2022



Accountability
Collaboration
Equity
Support

Curriculum and Instruction



	CIP Strategy	Action Step Progress Update
ELA	EIP Self-Contained classes on grades 1, 2, and 3 with additional paraprofessional support	In the process of hiring a 3rd grade EIP teacher and interviewing for 3 paraprofessionals to support these classes. 1st and 2nd grades classes are fully functional.
Math	Reflex Math grades 2-5	Partially Implemented
Whole Child & Student Support	Weekly SAC team meetings	Fully Implemented
Family Engagement	Parent Resource Center	Partially Implemented



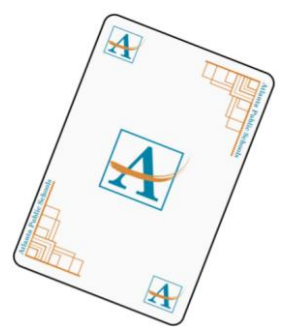
Leveraging School Improvement to Advance Equity



Partnering with families and communities

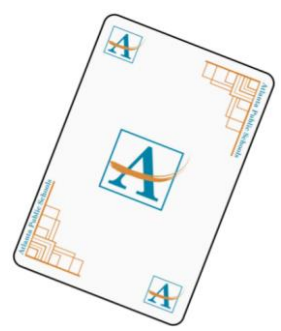


Improving Access to High-Quality Instructional Programming and Materials



Accountability
Collaboration
Equity
Support

APPENDIX



Accountability
Collaboration
Equity
Support

Needs

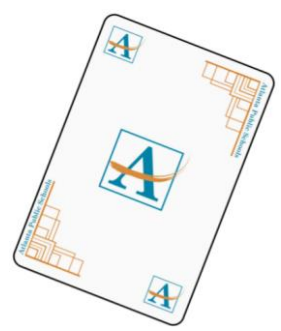
Highest Priority Need:

What support do you need to accomplish your SY23 goals?

We need a teacher for the 3rd grade EIP Self-Contained class.



Leveraging School Improvement to Advance Equity



Accountability
Collaboration
Equity
Support

Milestones EOG SY22

Math Performance



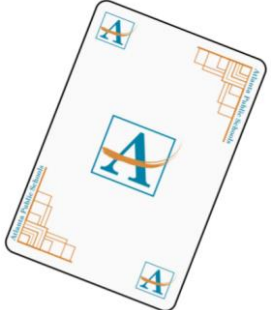
ELA Performance



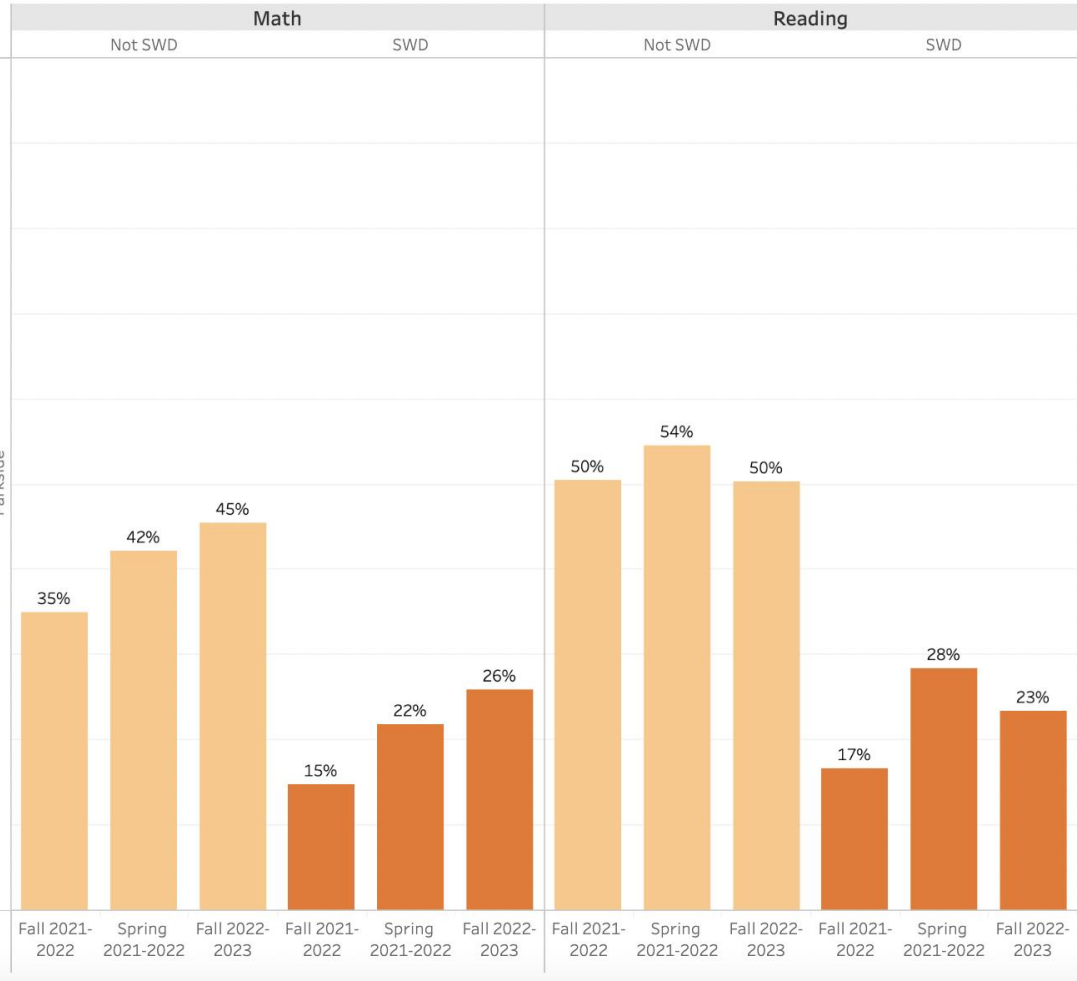
■ Beginning Learner ■ Developing Learner ■ Proficient Learner ■ Distinguished Learner

MAP Data

Accountability
 Collaboration
 Equity
 Support

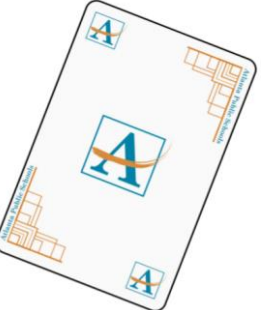


MAP Subgroup Comparison: Proficient and Above



MAP Data

Accountability
 Collaboration
 Equity
 Support



MAP Subgroup Comparison Projected Proficient and Above

